

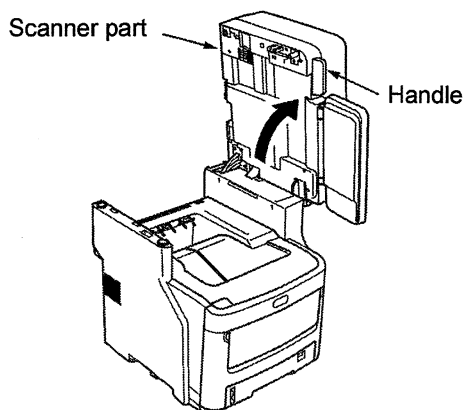
Clean the LED heads

Clean the LED heads if white streaks appear or fading occurs when printing, or when characters become smudged.

1 Turn OFF power to the machine.

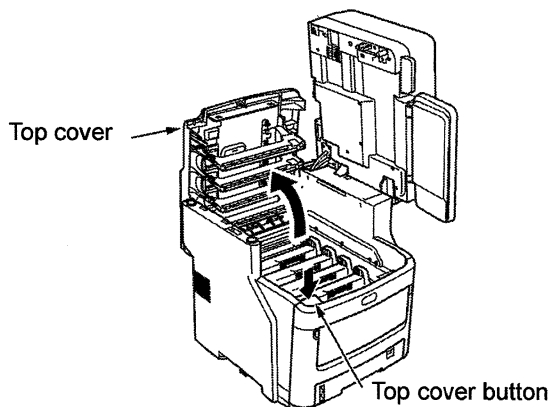
For a detailed explanation, see "Turning Power Off" in the *Setup Guide*.

2 Hold the handle and lift the scanner part.

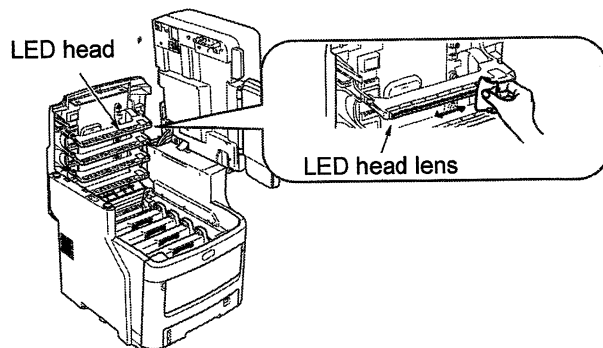


3 Push the top cover button down to open the top cover.

⚠ Caution	There is a risk of getting burned.	⚠
Do not touch the fuser unit. It can be extremely hot.		



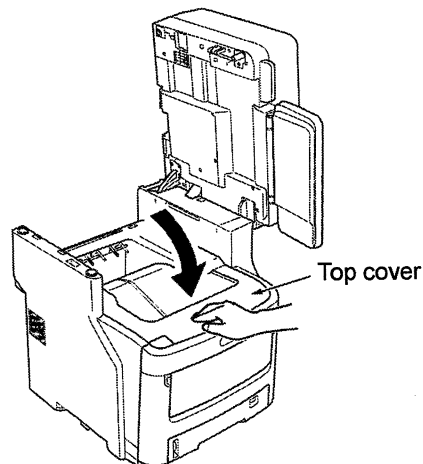
4 Gently wipe the surface of each LED head lens with soft tissue.



(! Note)

- Do not use solvents such as methyl alcohol or paint thinners. They will damage the LED heads.

5 Close the top cover.



6 Return the scanner part to its original position.

